



DESSO

TarkettTAPE™

TarkettTAPE changes the standard in DESSO® carpet tile and plank installation by offering maximum flexibility without using any glue on the subfloor.

TarkettTAPE works perfectly with both our DESSO EcoBase® and DESSO ProBase backing.

Benefits

- No residue on subfloor
- Easy to install, easy to remove
- Resistant to moisture and temperature
- No drying time and maximum flexibility
- Leaves no traces on the subfloor
- Low VOCs
- No odour
- Less waste

Easy, quick
and clean
installation
of carpet
tiles



Tarkett

Fast and Easy Installation



One piece is applied to one corner of each successive modular tile.



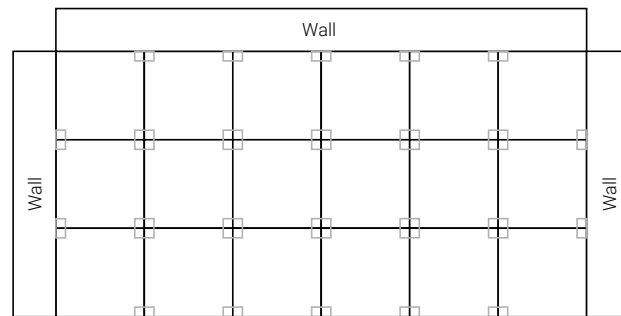
Installation is very simple and free of any excessive waste. Self-wound rolls have no release liner to dispose of, nor the typical waste associated with the use of bucket adhesive.



The resulting installation is a floating floor that stabilizes itself through interactive forces generated through the attachment of adjacent tile. These forces exponentially build as the floor coverage increases.

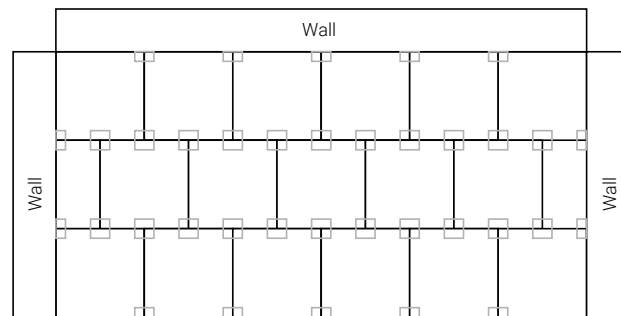


Each tape unit measures ca. 8 x 10 cm with notched perforations between each unit. There are 324 units per roll with a coverage area of ca. 80 m²/roll installed with 50 x 50 cm tiles. Packaged from 1 to 16 rolls per box with a minimum order quantity of one roll. The tape unit is centered at the corner of the tile as to engage the inner section of the two adjacent and one opposing tile corners.



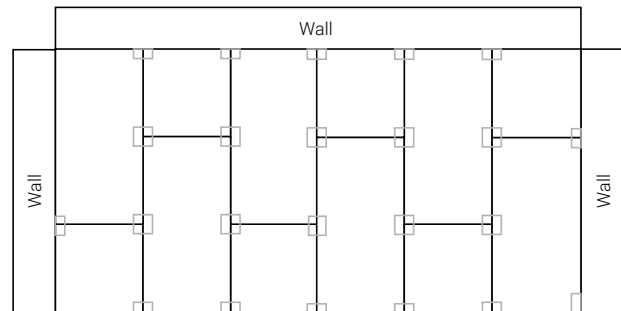
50 x 50 cm random, monolithic, & quarter turn modular installations (ca. 80 m² per roll)*

[Use half tabs at walls]



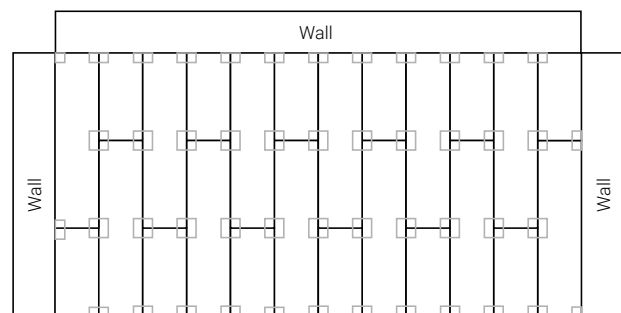
50 x 50 cm horizontal ashlar modular installation (ca. 45 m² per roll)*

[Use half tabs at walls]



50 x 100 cm vertical ashlar installations (ca. 80 m² per roll)*

[Use half tabs at walls]



25 x 100 cm vertical ashlar installations (ca. 40 m² per roll)*

[Use half tabs at walls]

* Check also our installation manual.